

# NEED TO SEND FORMS TO CARTI?

All forms can now be sent to us using the **CARTI Connect App**. Quickly download the app on your cell phone and register. Within minutes you can take pictures and securely send us all forms; including financial assistance applications and supporting documents.

**1** Search for the app on the Apple app store:



CARTI Connect  
CARTI Cancer Center Mobile...  
★★★★★ 1

OPEN

**2** After downloading the app, register your account. **Create a profile by entering your information and following the prompts:**

**YOUR ROLES**

Please check all the roles that you perform when interacting with our organization

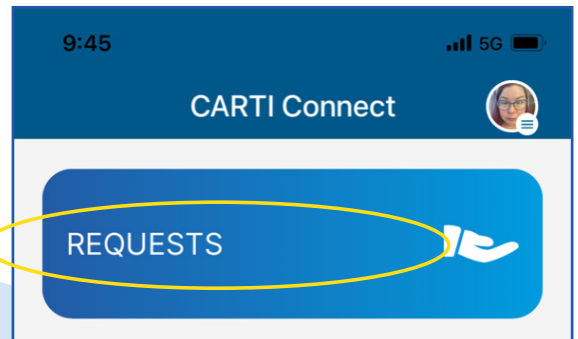
- Patient
- Family Member
- Visitor
- CARTI Employee
- Physician/APN
- CARTI Vendor

NEXT

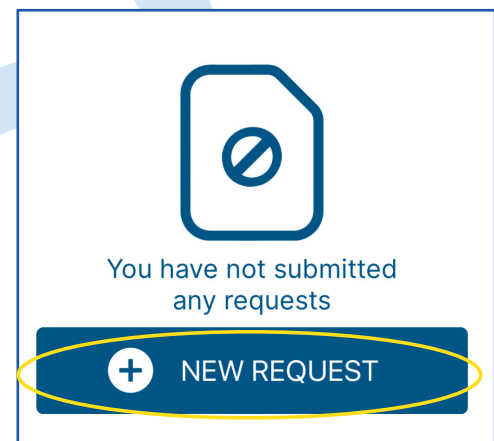
You will select the role of the patient.

**3** Once you have created the account, you will see these options in the **CARTI Connect** app.

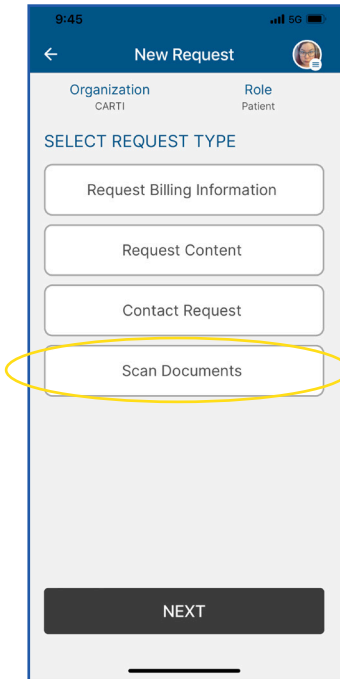
## Select Requests



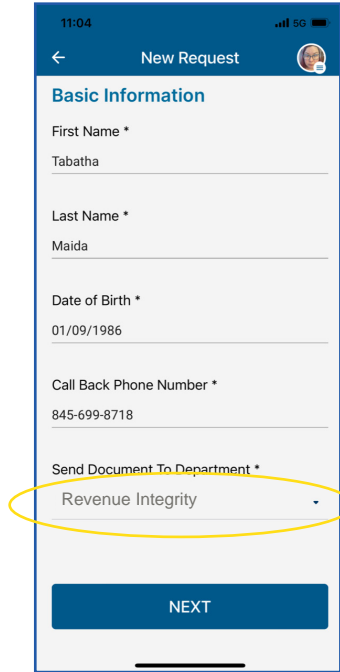
Click on **New Request**



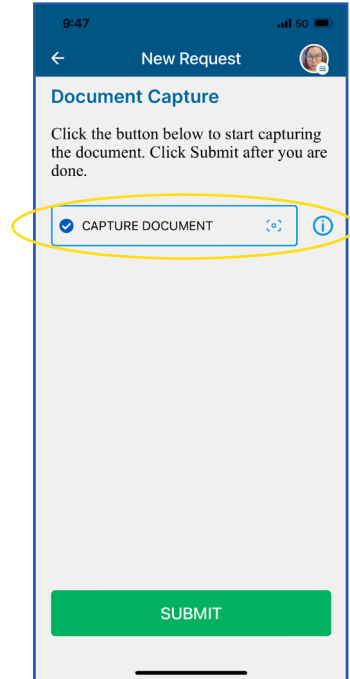
# 4 To scan your documents to CARTI follow these instructions:



**1** Choose **Scan Documents** and Click **Next**



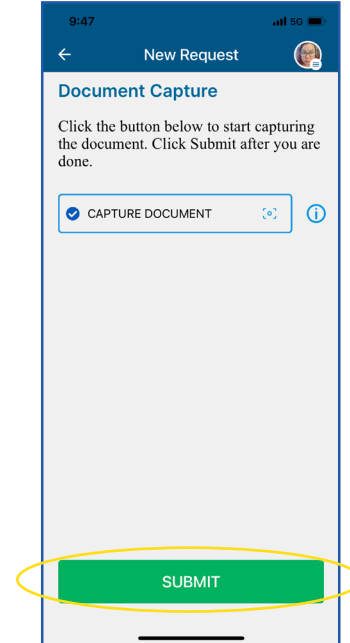

**2** Complete your information and where to send document



**3** Choose **Capture Document**



**4** Straighten the edges or add additional pages if needed. When ready select **Save** and on the last screen tap **Submit** to send.



**5** Click **Submit** to send.